



Spring Pivots Horizontal Type

7800 SERIES

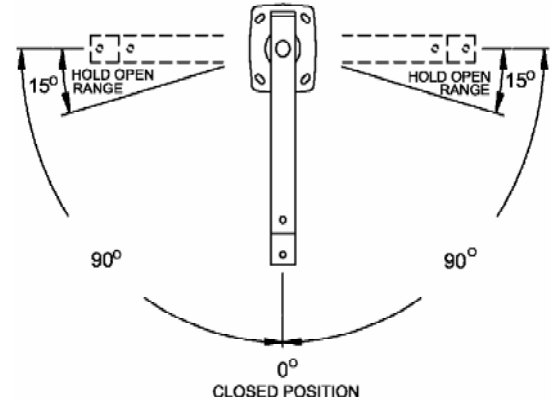
7801 - WITH FLOOR PLATE
LIGHT DUTY MODEL FOR USE WITH
DOORS UP TO 35 LBS.

ANSI K82193

7802 - WITH JAMB BRACKET
LIGHT DUTY MODEL FOR USE WITH
DOORS UP TO 35 LBS.


ANSI K82193

- CAST STEEL MECHANISM
- STEEL FRAME AND TRIM
- ANTI-FRICTION BEARING
- DOUBLE ACTING
- HOLD OPEN AT APPROXIMATELY 75 DEGREES
- NON-ADJUSTABLE SPRING TENSION
- PACKED ONE SET PER BOX WITH WOOD SCREWS
- NON-HANDED

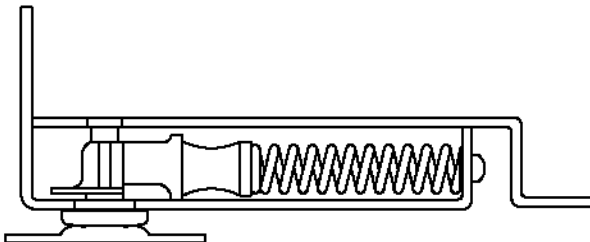
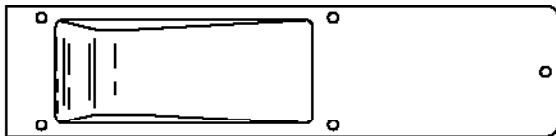


7800 SERIES RANGE OF MOTION

- 7801 & 7802 HOLD OPEN FEATURE
- 7811 & 7812 HOLD OPEN FEATURE
- 7813 & 7814 NO HOLD OPEN FEATURE
- 7813HD & 7814HD NO HOLD OPEN FEATURE
- 7821 & 7822 HOLD OPEN FEATURE



7801 Side Plates



7801 Mechanism

ITEM NUMBER	SIDE PLATE MATERIAL	DOOR THICKNESS	MAXIMUM DOOR		QUANTITY PER CASE	AVERAGE WEIGHT PER CASE
			WIDTH	WEIGHT		
7801	STEEL	1 3/8 TO 1 3/4	3'-0"	35 lbs.	8	25 lbs.
7802	STEEL	1 3/8 TO 1 3/4	3'-0"	35 lbs.	8	25 lbs.
7811	STEEL	1 3/8 TO 1 3/4	3'-0"	90 lbs.	8	32 lbs.
7812	STEEL	1 3/8 TO 1 3/4	3'-0"	90 lbs.	8	32 lbs.
7813	STEEL	1 3/8 TO 1 3/4	3'-0"	90 lbs.	8	32 lbs.
7814	STEEL	1 3/8 TO 1 3/4	3'-0"	90 lbs.	8	32 lbs.
7813HD	STEEL	1 3/8 TO 1 3/4	3'-0"	150 lbs.	8	36 lbs.
7814HD	STEEL	1 3/8 TO 1 3/4	3'-0"	150 lbs.	8	36 lbs.
7821	BRASS	1 3/8 TO 1 3/4	3'-0"	90 lbs.	8	32 lbs.
7822	BRASS	1 3/8 TO 1 3/4	3'-0"	90 lbs.	8	32 lbs.

SP-1

“Over 125 Years of Quality”



Spring Pivots Horizontal Type

7800 SERIES

U.S. PATENT # 7,111,358

7811 - WITH FLOOR PLATE
HOLD OPEN IN BOTH DIRECTIONS
MEDIUM DUTY MODEL FOR USE WITH DOORS UP TO 90 LBS.
ANSI K82193

7812 - WITH JAMB BRACKET AND FLOOR PLATE
HOLD OPEN IN BOTH DIRECTIONS
MEDIUM DUTY MODEL FOR USE WITH DOORS UP TO 90 LBS.
ANSI K82193

7813 - WITH FLOOR PLATE
NON-HOLD OPEN MODEL
MEDIUM DUTY MODEL FOR USE WITH DOORS UP TO 90 LBS.
ANSI K82193

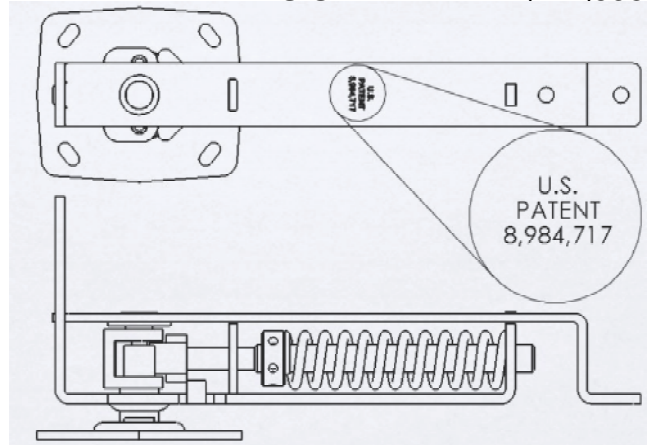
7814 - WITH JAMB BRACKET AND FLOOR PLATE
NON-HOLD OPEN MODEL
MEDIUM DUTY MODEL FOR USE WITH DOORS UP TO 90 LBS.
ANSI K82193

7813HD - WITH FLOOR PLATE
HEAVY DUTY MODEL FOR USE WITH DOORS UP TO 150 LBS.
NON-HOLD OPEN MODEL
ANSI K82193

7814HD - WITH JAMB BRACKET AND FLOOR PLATE
HEAVY DUTY MODEL FOR USE WITH DOORS UP TO 150 LBS.
NON-HOLD OPEN MODEL
ANSI K82193

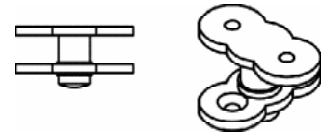
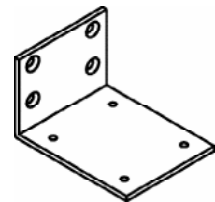
7821 - WITH FLOOR PLATE AND BRASS TRIM
HOLD OPEN IN BOTH DIRECTIONS
MEDIUM DUTY MODEL FOR USE WITH DOORS UP TO 90 LBS.
ANSI K82193

7822 - WITH JAMB BRACKET, BRASS TRIM AND FLOOR PLATE
HOLD OPEN IN BOTH DIRECTIONS
MEDIUM DUTY MODEL FOR USE WITH DOORS UP TO 90 LBS.
ANSI K82193



7811 Mechanism

7805 - JAMB BRACKET



7890 - TOP PIVOT ASSEMBLY

NOTES:

THE 7813HD & 7814HD HEAVY DUTY PIVOT FITS INTO THE SAME CUT OUT AT BOTTOM OF DOOR AND USES THE SAME 7890 TOP PIVOT AS THE 7801, 7802, 7813 AND 7814 FOR EASY RETRO FIT.

THE 7890 TOP PIVOT, SIDE PLATES AND BACK PLATES ARE INCLUDED IN ALL PIVOT SETS.

THE 7805 JAMB BRACKET IS ALSO INCLUDED WITH MODELS 7802, 7812, 7814, 7814HD AND 7822.

- **STEEL MECHANISM**
- **7811, 7812, 7813, 7814 WITH STEEL TRIM**
- **7821 & 7822 WITH SOLID BRASS TRIM**
- **ANTI FRICTION BEARING**
- **DOUBLE ACTING**
- **7811, 7812, 7821 & 7822 HOLD OPEN AT APPROXIMATELY 75 to 90 DEGREES**
- **7813, 7814, 7813HD & 7814HD ARE NON-HOLD OPEN**
- **7813HD & 7814HD ARE FOR HEAVY DOOR LOW FREQUENCY APPLICATIONS**
- **ADJUSTABLE SPRING TENSION**
- **NON-HANDED**
- **PACKED ONE SET PER BOX WITH WOOD SCREWS**

SP-2

“Over 125 Years of Quality”