




FULL MORTISE TEMPLATE BALL BEARING

STANDARD WEIGHT

3 1/2" x 3 1/2" 4" x 4"

B7



BB81 (ANSI A8112)

Steel-Polished and Plated or Bonderized and Prime Coated for Painting.

BB21 (ANSI A2112)

Brass-Polished and Plated

BB51 (ANSI A5112)

Stainless Steel-Polished and Satin Finish

- For use on medium weight doors or doors requiring average frequency service.

- Ball bearing hinges must be used on doors in conjunction with door closers and on all fire rated openings.

- For hospital type, add HT to suffix of part number.

- 3-1/2, 4" available in square, 5/8", 1/4" Radius Round Corners.

- All hinges are ANSI template.

GENERAL PRODUCT INFORMATION: PBB, Inc. template hinges are manufactured to close tolerances and meet all specifications and requirements set by the American National Standards Institute (ANSI).

HINGE SWAGING: A standard swaging of our standard weight full mortise hinge when closed to parallel position provides a 1/16" clearance between leaves.

MATERIAL GAUGE:

.123 ± .005 for 3-1/2" x 3-1/2"

.130 ± .005 for 4" x 4"

OTHER SPECIFICATIONS:

Height of hinge: + .000
3.50 - .015 for 3-1/2" x 3-1/2"

 + .000
4.00 - .015 for 4" x 4"

Width: 3.50 ± .015 for 3-1/2" x 3-1/2"

4.00 ± .015 for 4" x 4"

Template screw hole locations for all 3-1/2 x 3-1/2 Full Mortise Template butts are punched to Commercial Standard CS9-65.

3-1/2" STANDARD SCREW SIZE
FHMS - 10-24 x 1/2" FHWS - 10 x 1"

4" STANDARD SCREW SIZE
FHMS - 12-24 x 1/2" FHWS - 12 x 1-1/4"

PACKAGING INFORMATION:

One hinge per plastic bag, 3 hinges and 1 screw pack per unit carton.

16 unit carton or 48 hinges per master shipping carton.

1 screw pack includes all machine screws (24), and 1/2 wood screws (12). ATMS & AWS also available.


For 3-1/2 x 3-1/2, 1 screw pack includes (18) machine screws and (18) wood screws.



FULL MORTISE TEMPLATE BALL BEARING

STANDARD WEIGHT
4 1/2" x 4" 4 1/2" x 4 1/2"

B3



BB81 (ANSI A8112)
Steel-Polished and Plated or Bonderized and Prime Coated for Painting.

BB21 (ANSI A2112)
Brass-Polished and Plated

BB51 (ANSI A5112)
Stainless Steel-Polished and Satin Finish

- For use on medium weight doors or doors requiring average frequency service.
- Ball bearing hinges must be used on doors in conjunction with door closers and on all fire rated openings.
- For hospital type, add HT to suffix of part number.
- All hinges are ANSI template.

GENERAL PRODUCT INFORMATION: PBB, Inc. template hinges are manufactured to close tolerances and meet all specifications and requirements set by the American National Standards Institute (ANSI).

HINGE SWAGING: A standard swaging of our standard weight full mortise hinge when closed to parallel position provides a 1/16" clearance between leaves.

OTHER SPECIFICATIONS:

Height of hinge:	+ .000	
	4.50 - .015	for 4-1/2" x 4"
	+ .000	
	4.50 - .015	for 4 1/2" x 4-1/2"
Width:	4.00 ± .015	for 4-1/2" x 4"
	4.50 ± .015	for 4-1/2" x 4-1/2"

MATERIAL GAUGE:

- .134 ± .005 for 4-1/2" x 4"
- .134 ± .005 for 4-1/2" x 4-1/2"

4-1/2" STANDARD SCREW SIZE
FHMS - 12-24 x 1/2"
FHWS - 12 x 1-1/4"


PACKAGING INFORMATION:

- One hinge per plastic bag, 3 hinges and 1 screw pack per unit carton.
- 16 unit carton or 48 hinges per master shipping carton.
- 1 screw pack includes all machine screws (24), and 1/2 wood screws (12). ATMS & AWS also available.



FULL MORTISE TEMPLATE BALL BEARING

STANDARD WEIGHT
5" x 4" 5" x 4 1/2" 5" x 5" B9



BB81 (ANSI A8112)
Steel - Polished and Plated or Bonderized and Prime Coated for Painting.

BB21 (ANSI A2112)
Brass-Polished and Plated

BB51 (ANSI A5112)
Stainless Steel-Polished and Satin Finish

- For use on medium weight doors or doors requiring average frequency service.
- Ball bearing hinges must be used on doors in conjunction with door closers and on all fire rated openings.
- For hospital type, add HT to suffix of part number.
- All hinges are ANSI template.

GENERAL PRODUCT INFORMATION: PBB, Inc. template hinges are manufactured to close tolerances and meet all specifications and requirements set by the American National Standards Institute (ANSI).

HINGE SWAGING: A standard swaging of our standard weight full mortise hinge when closed to parallel position provides a 1/16" clearance between leaves.

MATERIAL GAUGE:
.146 ± .005 for 5" x 4"
.146 ± .005 for 5" x 4-1/2"
.146 ± .005 for 5" x 5"

OTHER SPECIFICATIONS:

Height of hinge:
5.00 + .000 - .015 for 5" x 4"
5.00 + .000 - .015 for 5" x 4-1/2"
5.00 + .000 - .015 for 5" x 5"

Width:
4.00 ± .015 for 5" x 4"
4.50 ± .015 for 5" x 4-1/2"
5.00 ± .015 for 5" x 5"

5" STANDARD SCREW SIZE
FHMS - 12-24 x 1/2" FHWS - 12 x 1-1/4"

PACKAGING INFORMATION:


One hinge per plastic bag, 3 hinges and 1 screw pack per unit carton.
12 unit carton or 36 hinges per master shipping carton.
1 screw pack includes all machine screws (24), and 1/2 wood screws (12). ATMS & AWS also available.



FULL MORTISE TEMPLATE BALL BEARING

STANDARD WEIGHT
6" x 4 1/2" 6" x 5" 6" x 6"

B10



BB81 (ANSI A8112)
Steel-Polished and Plated or Prime Coated for Painting.

BB21 (ANSI A2112)
Brass-Polished and Plated or Prime Coated for Painting

BB51 (ANSI A5112)
Stainless Steel-Polished and Satin Finish

- For use on medium weight doors or doors requiring average frequency service.
- Ball bearing hinges must be used on doors in conjunction with door closers and on all fire rated openings.
- For hospital type, add HT to suffix of part number.
- All hinges are ANSI template.

GENERAL PRODUCT INFORMATION: PBB, Inc. template hinges are manufactured to close tolerances and meet all specifications and requirements set by the American National Standards Institute (ANSI).

HINGE SWAGING: A standard swaging of our standard weight full mortise hinge when closed to parallel position provides a 1/16" clearance between leaves.

MATERIAL GAUGE:
.160 ± .005 for 6" x 4-1/2"
.160 ± .005 for 6" x 5"
.160 ± .005 for 6" x 6"

OTHER SPECIFICATIONS:

Height of hinge:
6.00 + .000 for 6" x 4-1/2"
 - .015
6.00 + .000 for 6" x 5"
 - .015
6.00 + .000 for 6" x 6"
 - .015

Width:
4.50 ± .015 for 6" x 4-1/2"
5.00 ± .015 for 6" x 5"
6.00 ± .015 for 6" x 6"

6" STANDARD SCREW SIZE
FHMS - 1/4-20 x 1/2"
FHWS - 14 x 1-1/2"

PACKAGING INFORMATION:

One hinge per plastic bag, 3 hinges and 1 screw pack per unit carton.
8 unit carton or 24 hinges per master shipping carton.
1 screw pack with all machine screws (30), and 1 screw pack with 1/2 wood screws (15). ATMS & AWS also available.