


8888/8810 Multi-Function Rim Exit Device and Trims

80 Series

SARGENT
ASSA ABLOY



The 8888/8810 Rim Exit Device

- Devices are ANSI A156.3 - Grade 1
- UL Fire and Panic listed
- Device is non-handed
- ANSI/BHMA architectural finishes
- Four standard sizes available

To Order: Specify options, 8888 or 8810, Rail Size and Finish
Example: 12-19-8888F x 32D

8888/8810 Multi-Function exit device and trim

- Device & trim sold separately; easy to mix and match
- Designed for standard width stile applications on wood and metal doors
- 7 functions available as determined by the trim function
- 3 trim designs available:
 - 700 ET Controls
 - 88 Lever & Rose trim
 - Pull trims
- Single and double door applications with a mullion

Specifications

For Doors	Wood or metal. 1-3/4" (44 mm) minimum thickness. For doors over 1-3/4" to 2-1/4" thick, specify thickness and order as 31-
Mounting	Supplied standard with wood and machine screws Available with through-bolts and mortise nuts
Chassis Cover	Cold drawn stainless steel, brass or bronze with ANSI/BHMA Finishes
Chassis	Nonferrous alloy (Panic) Ferrous alloy (Fire Rated)
Rails	Roll Formed Stainless Steel, Brass or Bronze with ANSI/BHMA Finishes
Hand	Non-handed
Dogging Feature (Non 12- only)	Hex key dogging standard on non fired rated devices; specify 16- for cylinder dogging (#41 cylinder supplied)
Latchbolt	Stainless steel, 3/4" (19mm) throw
Strike	649 Strike supplied standard for panic & fire rated openings
Fire Exit Hardware	See chart - Page 3

700 Series ET Control

The 700 Series ET Control is sold separately from the exit device and can be used with 8888 & 8810 Exit Device. The trim is non handed and is through-bolted to the chassis for greater security and durability. Available in 7 functions and SARGENT Studio, Coastal and standard lever designs to accommodate most requirements.

- ANSI/BHMA Finishes
- Easy operating lever handle allows convenient one hand operation
- ET trim is not available in 32 or 32D
- Stainless steel levers are available

Rail Chart

- Rails are available in 4 sizes, use door width to determine size needed.
- Rails will be factory cut to size if door width is supplied or can be cut in the field

Stock Size	Door Widths	Remarks
E	24" to 32" (61cm to 81cm)	No cutting required for 32" (81cm) door
F	33" to 36" (84cm to 91cm)	No cutting required for 36" (91cm) door
J	37" to 42" (94cm to 107cm)	No cutting required for 42" (107cm) door
G	43" to 48" (110cm to 122cm)	No cutting required for 48" (122cm) door

88 Lever and Rose Trim

LB
ROSE: L
LEVER: B

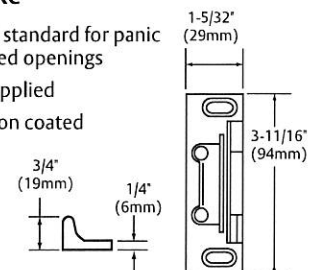
- The 88 Lever and Rose Trim is sold separately from the exit device and can be used with 8888 & 8810 Exit Device.
- The trim is non handed and is through-bolted to the chassis for greater security and durability. Available in 4 functions and 4 lever designs to accommodate most requirements.

688 Trim Retrofit Kit

- 688 Trim Retrofit kit allows an 8810/8888 rim exit with an ET to replace Von Duprin's 98/99 series exit with trim with minimal door prep.
- Order as: 688 Kit

649 Strike

- Supplied standard for panic & fire rated openings
- Surface applied
- Black nylon coated



8888/8810 Multi-Function Rim Exit Device and Trims 80 Series

SARGENT® ASSA ABLOY

How to order 8888/8810 Multi-Function Exit Devices:

Specify the following:

Options	Series	Rail	Finish
16-	8888 or 8810	F	32D

- All trims and functions listed on this page, work with 8888 & 8810 Exit Devices
- Available options listed at the right
- 8888 & 8810 are identical products and are non-handed
- Exit devices are not available in 14, 15, 26 and 26D finishes

How to order trim for 8888 & 8810 Exit Devices:

Specify the following:


Options	Trim Designation	Hand	Finish
10-	713-8 ET_*	RHR	26D
10-	88-CL_*	Non-Handed	10B
60-	814-MSL	RHR	04

*Specify lever design
Available Options listed at the right

Options

Exit	Trim
12-	10-
*16-	11-
19-	11-70-
43-	11-72-7P-
CL-	11-73-7P-
CPC-	21-
LC-	22-
LD-	60-
PL-	63-
	64-
	+70-
	+72-
	+73-
	+73-7P-
	+65-73-
	+65-73-7P-
	BR-
	LC-
	SC-
	SE-
	++SF-
	***SG-

700 Series ET Trim



SARGENT Function Numbers	ANSI Function Numbers	Description & Cylinder Info (1-3/4" Door)	Trim Designations
04	03	Night Latch Key Retracts Latch #34 Cylinder Supplied	704 ET_ x Hand & Finish
10	02	No outside operation (No Cylinder) ET Control is used as Pull Only	710 ET_ x Hand & Finish
13	08	Key Outside Unlocks/Locks Trim #41 Cylinder Supplied	713-8 ET_ x Hand & Finish
15	14	Passage Only (No cylinder)	715-8 ET_ x Hand & Finish
40	02	Freewheeling Trim - No outside operation (No Cylinder) Dummy Trim	740 ET_ x Hand & Finish
43	08	Freewheeling Trim - Key Outside Unlocks/Locks Trim #41 Cylinder Supplied	743-8 ET_ x Hand & Finish
44	03	Freewheeling Trim - Key Retracts Latch #34 Cylinder Supplied	744 ET_ x Hand & Finish

Note: ET trim is not available in 32 (629) or 32D (630)

700 Series ET Controls


To order: Specify options followed by trim designation, lever design, hand and finish (as shown to the right).
Example: 11-SG-713-8 x RHR x 10B

Freewheeling Trim

The lever rotates when the door is locked preventing excessive force from being applied to the horizontal lever

88 Lever and Rose Trim

To order: Specify options followed by trim designation, lever design and finish (as shown to the right).
Example: 10-SG-88-CLP x 26D



ANSI Function Numbers	Description	Trim Designations
03	Key Retracts Latch Cylinder Supplied	88-KL_ x Finish
02	No outside Operation (No Cylinder) Dummy Trim	88-DL_ x Finish
08	Key Outside Unlocks/locks Trim Cylinder Supplied	88-CL_ x Finish
14	Passage Only (No cylinder)	88-LL_ x Finish

Lever Designs available for 88 Lever & Rose Trim are L, B, J & P

Note: For 88 Lever & Rose trim, the 1st letter is the function, the 2nd is the "L" Rose Design & the 3rd is the lever design specified

Keyed & Non Keyed Pull Trim for 8888 & 8810 Devices

Use the six digit designation (Ex "866-MAL") when ordering trim without an Exit Device, always specify options, designation, finish & hand

Example: 10-SG-814-FSW x 04 x RHR

SARGENT Function #'s	ANSI	Description & Cylinder Info. (1-3/4" Door)	Trim Designations				
04	03	Key Retracts Latch #34 Cylinder Supplied	814-FSL*	814-FSW*	814-MSL*	814-PSB*	814-ST5
10	02	No O/S Operation or Cylinder (Pull Only)	810-FLL	810-FLW	810-MAL	810-PTB	810-ST5

Note: FSW, FLW, 88 Lever & Rose trim & ET's are not available in 32(629) or 32D(630)

*FSL, FSW, MSL and PSB trims are used with (HC-& 12-) 8888 and 8804 only and are the same as FLL, FLW, MAL and PTB pulls, except for cylinder hole located 3/8" (9mm) lower.

Available Finishes

SARGENT Finishes	BHMA Finishes
03	605
04	606
09	611
10	612
10B	613
10BE	613E
10BL	614
14	618
15	619
20D	624
26	625
26D	626
32	629
32D	630

Copyright © 1998-2016, Sargent Manufacturing Company, an ASSA ABLOY Group company. All rights reserved. Reproduction in whole or in part without the express written permission of Sargent Manufacturing Company is prohibited.

90641-V 04/01/16