

8888/8810 Multi-Function Rim Exit Device and Trims

80 Series

SARGENT
ASSA ABLOY

How to order 8888/8810 Multi-Function Exit Devices:

Specify the following:

| Options | Series | Rail | Finish |
|---------|--------------|------|--------|
| 16- | 8888 or 8810 | F | 32D |

- All trims and functions listed on this page, work with 8888 & 8810 Exit Devices
- Available options listed at the right
- 8888 & 8810 are identical products and are non-handed
- Exit devices are not available in 14, 15, 26 and 26D finishes

How to order trim for 8888 & 8810 Exit Devices:

Specify the following:


| Options | Trim Designation | Hand | Finish |
|---------|------------------|------------|--------|
| 10- | 713-8 ET_* | RHR | 26D |
| 10- | 88-CL_* | Non-Handed | 10B |
| 60- | 814-MSL | RHR | 04 |

*Specify lever design
Available Options listed at the right

Options

| Exit | Trim |
|------|------------|
| 12- | 10- |
| *16- | 11- |
| 19- | 11-70- |
| 43- | 11-72-7P- |
| GL- | 11-73-7P- |
| CPC- | 21- |
| LC- | 22- |
| LD- | 60- |
| PL- | 63- |
| | 64- |
| | +70- |
| | +72- |
| | +73- |
| | +73-7P- |
| | +65-73- |
| | +65-73-7P- |
| | BR- |
| | LC- |
| | SC- |
| | SE- |
| | ++ SF- |
| | *** SG- |

700 Series ET Trim



700 Series ET Controls

To order: Specify options followed by trim designation, lever design, hand and finish (as shown to the right).
Example: 11-SG-713-8 x RHR x 10B

Freewheeling Trim

The lever rotates when the door is locked preventing excessive force from being applied to the horizontal lever

| SARGENT Function Numbers | ANSI Function Numbers | Description & Cylinder Info (1-3/4" Door) | Trim Designations |
|--------------------------|-----------------------|---|---------------------------|
| 04 | 03 | Night Latch Key Retracts Latch #34 Cylinder Supplied | 704 ET_ x Hand & Finish |
| 10 | 02 | No outside operation (No Cylinder) ET Control is used as Pull Only | 710 ET_ x Hand & Finish |
| 13 | 08 | Key Outside Unlocks/Locks Trim #41 Cylinder Supplied | 713-8 ET_ x Hand & Finish |
| 15 | 14 | Passage Only (No cylinder) | 715-8 ET_ x Hand & Finish |
| 40 | 02 | Freewheeling Trim - No outside operation (No Cylinder) Dummy Trim | 740 ET_ x Hand & Finish |
| 43 | 08 | Key Outside Unlocks/Locks Trim #41 Cylinder Supplied | 743-8 ET_ x Hand & Finish |
| 44 | 03 | Freewheeling Trim - Key Retracts Latch #34 Cylinder Supplied | 744 ET_ x Hand & Finish |

Note: ET trim is not available in 32 (629) or 32D (630)

* Supplied with standard 41 cylinder, for cylinder options, see trim options

** Only available with 15, 26D and 32D finishes


+ Single crossed options are not available with 88 Lever & Rose Trim with J Lever

++ Double Cross options are only available with 88 Lever & Rose Trim

88 Lever and Rose Trim

To order: Specify options followed by trim designation, lever design and finish (as shown to the right).

Example: 10-SG-88-CLP x 26D



| ANSI Function Numbers | Description | Trim Designations |
|-----------------------|---|-------------------|
| 03 | Key Retracts Latch Cylinder Supplied | 88-KL_ x Finish |
| 02 | No outside Operation (No Cylinder) Dummy Trim | 88-DL_ x Finish |
| 08 | Key Outside Unlocks/Locks Trim Cylinder Supplied | 88-CL_ x Finish |
| 14 | Passage Only (No cylinder) | 88-LL_ x Finish |

Lever Designs available for 88 Lever & Rose Trim are L, B, J & P

Note: For 88 Lever & Rose trim, the 1st letter is the function, the 2nd is the "L" Rose Design & the 3rd is the lever design specified






Available Finishes

| SARGENT Finishes | BHMA Finishes |
|------------------|---------------|
| 03 | 605 |
| 04 | 606 |
| 09 | 611 |
| 10 | 612 |
| 10B | 613 |
| 10BE | 613E |
| 10BL | 614 |
| 14 | 618 |
| 15 | 619 |
| 20D | 624 |
| 26 | 625 |
| 26D | 626 |
| 32 | 629 |
| 32D | 630 |

Keyed & Non Keyed Pull Trim for 8888 & 8810 Devices

Use the six digit designation (Ex "866-MAL") when ordering trim without an Exit Device, always specify options, designation, finish & hand

Example: 10-SG-814-FSW x 04 x RHR

| SARGENT Function #'s | ANSI | Description & Cylinder Info. (1-3/4" Door) | Trim Designations | | | | |
|----------------------|------|---|---|---|--|---|---|
| 04 | 03 | Key Retracts Latch #34 Cylinder Supplied |  |  |  |  |  |
| 10 | 02 | No O/S Operation or Cylinder (Pull Only) | 810-FLL | 810-FLW | 810-MAL | 810-PTB | 810-ST5 |

Note: FSW, FLW, 88 Lever & Rose trim & ET's are not available in 32(629) or 32D(630)

* FSL, FSW, MSL and PSB trims are used with (HC-& 12-) 8888 and 8804 only and are the same as FLL, FLW, MAL and PTB pulls, except for cylinder hole located 3/8" (9mm) lower.


Copyright © 1998-2016, Sargent Manufacturing Company, an ASSA ABLOY Group company. All rights reserved. Reproduction in whole or in part without the express written permission of Sargent Manufacturing Company is prohibited.

90641; V 04/01/16

8888/8810 Multi-Function Rim Exit Device and Trims

80 Series

SARGENT®
ASSA ABLOY



The 8888/8810 Rim Exit Device

- Devices are ANSI A156.3 - Grade 1
- UL Fire and Panic listed
- Device is non-handed
- ANSI/BHMA architectural finishes
- Four standard sizes available

To Order: Specify options, 8888 or 8810, Rail Size and Finish
Example: 12-19-8888F x 32D

8888/8810 Multi-Function exit device and trim

- Device & trim sold separately; easy to mix and match
- Designed for standard width stile applications on wood and metal doors
- 7 functions available as determined by the trim function
- 3 trim designs available:
 - 700 ET Controls
 - 88 Lever & Rose trim
 - Pull trims
- Single and double door applications with a mullion

Specifications

| | |
|--------------------------------|--|
| For Doors | Wood or metal. 1-3/4" (44 mm) minimum thickness. For doors over 1-3/4" to 2-1/4" thick, specify thickness and order as 31- |
| Mounting | Supplied standard with wood and machine screws Available with through-bolts and mortise nuts |
| Chassis Cover | Cold drawn stainless steel, brass or bronze with ANSI/BHMA Finishes |
| Chassis | Nonferrous alloy (Panic) Ferrous alloy (Fire Rated) |
| Rails | Roll Formed Stainless Steel, Brass or Bronze with ANSI/BHMA Finishes |
| Hand | Non-handed |
| Dogging Feature (Non 12- only) | Hex key dogging standard on non fired rated devices; specify 16- for cylinder dogging (#41 cylinder supplied) |
| Latchbolt | Stainless steel, 3/4" (19mm) throw |
| Strike | 649 Strike supplied standard for panic & fire rated openings |
| Fire Exit Hardware | See chart - Page 3 |

700 Series ET Control

The 700 Series ET Control is sold separately from the exit device and can be used with 8888 & 8810 Exit Device. The trim is non handed and is through-bolted to the chassis for greater security and durability. Available in 7 functions and SARGENT Studio, Coastal and standard lever designs to accommodate most requirements.

- ANSI/BHMA Finishes
- Easy operating lever handle allows convenient one hand operation
- ET trim is not available in 32 or 32D
- Stainless steel levers are available

Rail Chart

- Rails are available in 4 sizes, use door width to determine size needed.
- Rails will be factory cut to size if door width is supplied or can be cut in the field

| Stock Size | Door Widths | Remarks |
|------------|-----------------------------|--|
| E | 24" to 32" (61cm to 81cm) | No cutting required for 32" (81cm) door |
| F | 33" to 36" (84cm to 91cm) | No cutting required for 36" (91cm) door |
| J | 37" to 42" (94cm to 107cm) | No cutting required for 42" (107cm) door |
| G | 43' to 48" (110cm to 122cm) | No cutting required for 48" (122cm) door |

88 Lever and Rose Trim

The 88 Lever and Rose Trim is sold separately from the exit device and can be used with 8888 & 8810 Exit Device.

- The trim is non handed and is through-bolted to the chassis for greater security and durability. Available in 4 functions and 4 lever designs to accommodate most requirements.

688 Trim Retrofit Kit

• 688 Trim Retrofit kit allows an 8810/8888 rim exit with an ET to replace Von Duprin's 98/99 series exit with trim with minimal door prep.

• Order as: 688 Kit

649 Strike

- Supplied standard for panic & fire rated openings
- Surface applied
- Black nylon coated

